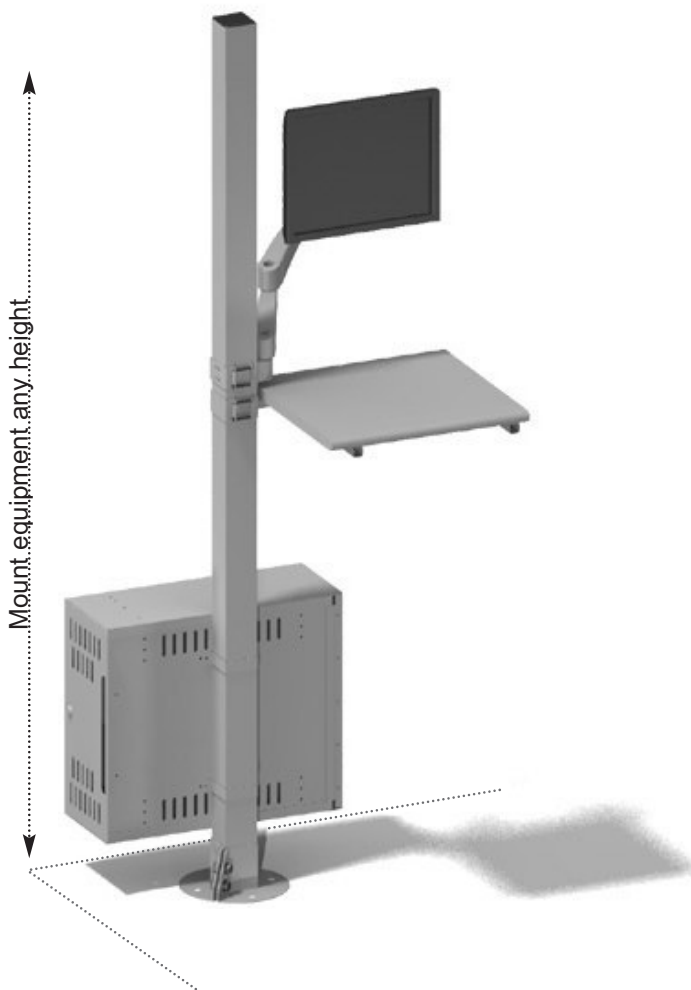


## SENTRY POST WORKCENTER INTRODUCTION

The Morrell Industries Sentry Post Workcenter organizes computer equipment into a durable and compact footprint. The 3" x 3" Fixed Mounting Post configuration easily holds a complete workstation. With the convenience of a fixed or fold-away worksurface, and our vented, lockable CPU cabinets, create a multipurpose workcenter that accommodates your tools, supplies, computer equipment, and your work force.

### Sentry Post WorkCenter Capabilities



### Basic Specifications

#### Base Unit includes:

- 3x3 Sentry Post (80"H and 96"H Standard)  
*Custom Heights available in 1" increments*
- Welded Base (incl Hardware)

#### Sentry Post WorkCenter Options:

- Worksurface, 20"W x 18"D laminate
- Fixed or Fold-away Worksurface Underbracing
- Flat Panel Monitor Mounting
- CPU Cabinet, 20" wide, vented, lockable, holds CPUs up to 18-3/8"W (467 mm), 21"D (533 mm) and 8"H (203 mm)
- CPU Holder (6 1/4"- 11" extended variable width)
- Packaging Stand, Mounting Bar (12", 24", 30"L)

#### Morrell Industries Flat Panel Mounting Options:

- Single Flat Panel Monitor Mounting,
- Dual Flat Panel Monitor Mounting,
- Extenders

#### Keyboard Holder Options:

- Keyboard Tray (with or without Mouse Tray)
- Wire Keyboard Holders
- Mouse Pad and Mouse Pouch

### Highlights

- *Compact footprint takes up minimal floor space*
- *Custom Sentry Post Heights (available in 1" increments, 80"H & 96"H Standard)*
- *Multiple configuration options, modular components*
- *Durable, heavy-duty steel construction*
- *Fixed and Fold-away laminated worksurface options*
- *Flat Panel Monitor Arms that easily extend and adjust*
- *Cable management that conceals and routes cables*
- *Lockable, vented CPU Cabinets*
- *Tool Mounting Brackets*
- *Industry-leading warranty*

## PRECONFIGURED SENTRY POST WORKCENTERS

Order these complete solutions with one part number. Add components according to your needs.



### MIPST-27010-GY

- (1) MIPST-20280-GY
- (1) MIFPA-45802-GY
- (3) MIPST-60332-GY
- (2) MILTS-55035-GY
- (2) MIPST-65086-GY
- (2) MIPST-80063-XX



### MIPST-27020-GY

- (1) MIPST-20296-GY
- (1) MIFPA-45500-GY
- (1) MIPST-60332-GY
- (1) MILTS-55035-GY
- (1) MIPST-65086-GY
- (2) MIPST-60330-GY
- (1) MIPST-80062-GY



### MIPST-27030-GY

- (1) MIPST-20296-GY
- (2) MIFPA-45500-GY
- (5) MIPST-60332-GY
- (2) MILTS-55035-GY
- (2) MIPST-65048-GY
- (2) MIPST-80063-XX



### MIPST-27040-GY

- (1) MIPST-20280-GY
- (1) MIFPA-45501-GY
- (1) MILTS-55035-GY
- (1) MIPST-65048-GY
- (1) MIPST-60330-GY
- (1) MIPST-80062-GY
- (1) MIPST-65086-GY



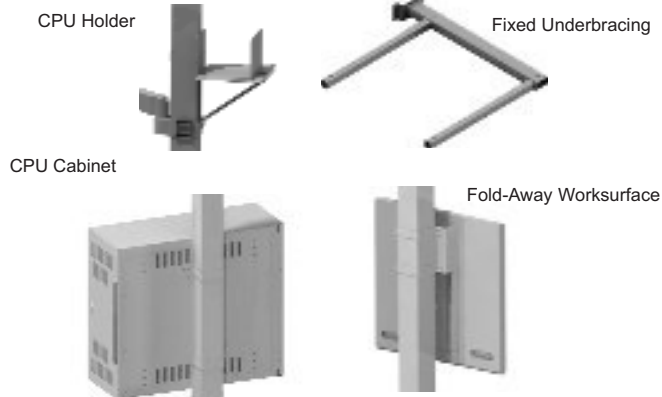
## HOW TO CONFIGURE YOUR SENTRY POST WORKCENTER

### A. Select a Post Height

48"H 80"H & 96"H 3 x 3 Posts are Standard  
Custom Heights Available in 1" Increments



### E. Select Peripherals



### B. Choose Base: Fixed Mounted Base Vertical Mounting Bracket, or Mobile Platform



Mounts equipment to a vertical surface (such as your tools)

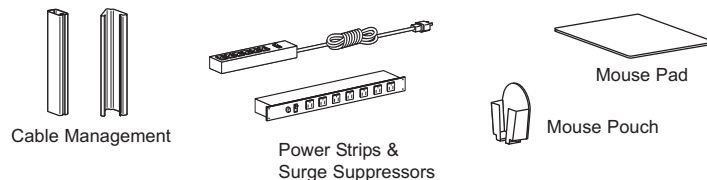


Fixed Mounted Base (cement hardware ordered separately)



Mobile Sentry Platform and Base: incl Casters, Cable Winding Bracket and Hardware Kit

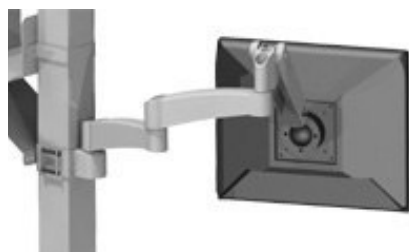
### F. Add Accessories as needed



Note: Standard Color is Grey (-GY). Available in Black (-BK) Paint Upcharge varies depending on quantity. Custom colors available upon request.


### C. Choose Monitor Mounting Options

Choose single or multiple mounts. Dual Post Mounting Brackets fix arms and peripherals.



## FIXED MOUNTING POST

### Sentry Post



The Sentry Post is the backbone that provides one standard interface to customize your workcenter. The post can be bolted to the floor or mounted directly to a vertical surface (such as a bench or a machine tool). Choose the length that will accommodate your height requirements and the size and number of components you will mount.

| Part Number    | Description  | MSRP(\$) | Wt |
|----------------|--|----------|----|
| MIPST-20248-GY | 3" x 3" x 48"H Sentry Post, 14 gauge steel, incl Base & Hardware Kit | 220      | 26 |
| MIPST-20280-GY | 3" x 3" x 80"H Sentry Post, 14 gauge steel, incl Base & Hardware Kit | 265      | 39 |
| MIPST-20296-GY | 3" x 3" x 96"H Sentry Post, 14 gauge steel, incl Base & Hardware Kit | 349      | 47 |
| MIPST-20048-GY | 3" x 3" x 48"H Sentry Post, 14 gauge steel<br>Base not included      | 115      | 19 |
| MIPST-20080-GY | 3" x 3" x 80"H Sentry Post, 14 gauge steel<br>Base not included      | 160      | 32 |
| MIPST-20096-GY | 3" x 3" x 96"H Sentry Post, 14 gauge steel<br>Base not included      | 194      | 38 |

Note: Custom Sentry Post Heights (available in 1" increments)  
 Note: Standard Color is Grey (-GY). Available in Black (-BK) Paint Upcharge varies on quantity.

### Sentry Post Mounted Base & Mounting Brackets



**MIPST-24022-GY**  
shown with Sentry Post

The Sentry Post Fixed Mounting Base anchors the post to the floor.

| Part Number    | Description                                       | MSRP(\$) | Wt |
|----------------|---|----------|----|
| MIPST-24020-GY | Sentry Base, 7 gauge steel                        | 105      | 7  |
| MIPST-24022-GY | Heavy Duty Sentry Base (use with Posts over 80"H) | 155      | 9  |
| MIPST-90412-XX | Concrete Anchor Kit for Base                      | 12       | 2  |



**MIPST-60330-GY**  
shown with Sentry Post

### Brackets for Vertical Surface Mounting

| Part Number    | Description                               | MSRP(\$) | Wt |
|----------------|---|----------|----|
| MIPST-60330-GY | 3" x 3" Vertical Mounting U-Bracket, pair | 42       | 4  |

### Brackets for Vertical Surface Mounting

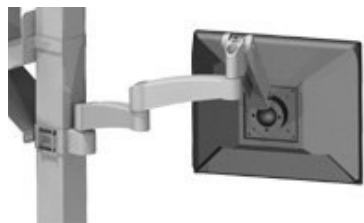
| Part Number    | Description   | MSRP(\$) | Wt |
|----------------|---|----------|----|
| MIPST-10024-GY | Mobile Sentry Platform and Base, incl Casters, Cable Winding Bracket and Hardware Kit<br>24"W x 26"D (Sentry Post ordered Separately) | 437      |    |



**MIPST-10024-GY**  
Mobile Platform and Base

## MONITOR MOUNTS

### Flat Panel Mounts



MIFPA-45502-GY



Top view  
MIFPA-45502-GY

Morrell Industries' flat panel mounts offer height adjustment to accommodate multiple users.

| Part Number    | Description                                     | MSRP(\$) | Wt |
|----------------|---|----------|----|
| MIFPA-45500-XX | Single Flat Panel Vertical Mount,               | 269      |    |
| MIFPA-45501-XX | Single Flat Panel Vertical Mount, one extender  | 288      |    |
| MIFPA-45502-XX | Single Flat Panel Vertical Mount, two extenders | 299      |    |
| MIFPA-45203-GY | Direct Mount, Swivel Pivot                      | 102      |    |

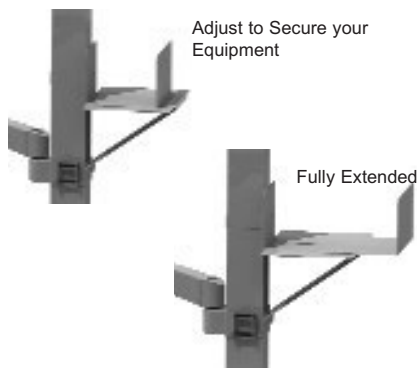
Note: Available Color Options Grey, Black (-GY, -BK)

### Morrell Industries' Dual Flat Panel Arms.

| Part Number    | Description   | MSRP(\$) | Wt |
|----------------|---|----------|----|
| MIFPA-45801-XX | Dual Flat Panel Vertical Mount Arm w/ extenders (2 ext) | 563      |    |
| MIFPA-45802-XX | Dual Flat Panel Vertical Mount Arm w/ extenders (4 ext) | 628      |    |

Note: Available Color Options Grey, Black (-GY, -BK)

### CPU Holder



Adjust to Secure your Equipment


Fully Extended

Morrell Industries' Vertical CPU Holders can be mounted at any height along the Sentry Post.

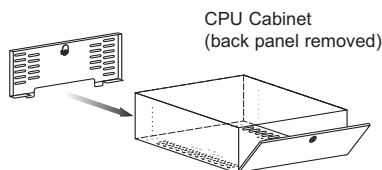
| Part Number    | Description   | MSRP(\$) | Wt |
|----------------|---|----------|----|
| MIPST-80063-GY | 11"W x 11.25"H CPU Holder (6"-10.5" ID, adjustable) | 140      | 12 |

Note: To mount the CPU Holder to Sentry Post, Bracket is required (see Page 49).

### CPU Cabinet



CPU Cabinet (bottom view with fixed underbracing; MIPST-65086-GY)



CPU Cabinet (back panel removed)

The CPU Cabinet provides a secure enclosure for equipment up to 18-3/8" wide. It features a lockable, hinged front panel and a lockable, removable back panel. Bottom and rear are vented. Includes cable through-holes.

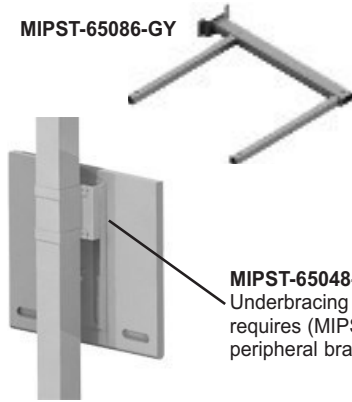
| Part Number    | Description          | MSRP(\$) | Wt |
|----------------|----------------------|----------|----|
| MIPST-80062-GY | 20"-Wide CPU Cabinet | 193      | 34 |

Note: Mount your equipment Horizontally with Fixed Underbracing (MIPST-65086-GY).

## FOLD-AWAY & FIXED UNDERBRACING

### Fold-Away & Fixed Underbracing

MIPST-65086-GY



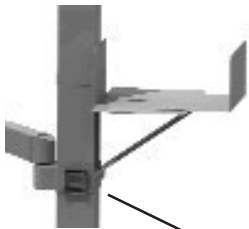
MIPST-65048-GY Fold-Away Underbracing w/ Peripheral Table, requires (MIPST-60330-GY) peripheral brackets

Morrell Industries' Peripheral Worksurface provides a solid, laminated surface for holding equipment. It can be configured with either Fixed or Fold-Underbracing (ordered separately).

| Part Number    | Description                                  | MSRP(\$) | Wt |
|----------------|--|----------|----|
| MILTS-55035-GY | Peripheral Table, Laminated                  | 109      | 13 |
| MIPST-65048-GY | Fold-Away Underbracing, for Peripheral Table | 156      | 7  |
| MIPST-65086-GY | Fixed Underbracing, for Peripheral Table     | 232      | 7  |

Note: To mount the Fold-Away Underbracing to Post, Bracket is required (see below).  
 Note: Fixed Underbracing does not require extra bracket. Additionally the fixed underbracing provides a Horizontal Mounting option for the CPU Cabinet (MIMWC-80062-XX) and other equipment.

### Peripheral Mounting Brackets



MIPST-60332-GY shown mounting a Flat Panel Arm and CPU Holder (MIPST-80063-GY)

Peripheral Mounting Brackets are required to mount components to the Sentry Post.

| Part Number     | Description                               | MSRP(\$) | Wt |
|-----------------|---|----------|----|
| MIPST-60330-GY  | 3" x 3" Vertical Mounting U-Bracket, pair | 42       | 2  |
| MIPST-60332-GY* | 3" x 3" Dual Mount Bracket                | 70       | 5  |

\* Vertical Mount Flat Panel Arms require the MIPST-60332-XX to mount to Sentry Post.  
 Note: Use the MIPST-60330-GY to mount the Sentry Post without the Base to vertical surfaces.  
 Note: The MIPST-60332-GY mounts peripherals on opposite sides of Sentry Post increasing available vertical space.



MIPST-60330-GY shown with CPU Cabinet (MIPST-80062-GY)

### Mounting Bar



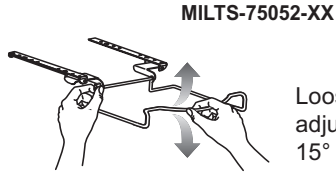
The Mounting Bar stores paper rolls and plastic wrap on your packaging station. Universal peripheral mounting brackets allow you to share space on the workstation and mount your equipment on the opposite side.

| Part Number     | Description                          | MSRP(\$) | Wt |
|-----------------|--------------------------------------|----------|----|
| MIPST-62012-GY  | 12"L Mounting Bar, incl thread plate | 50       | 2  |
| MIPST-62024-GY* | 24"L Mounting Bar, incl thread plate | 54       | 3  |
| MIPST-62030-GY  | 30"L Mounting Bar, incl thread plate | 58       | 4  |

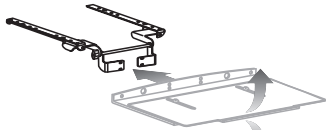
Note: Use the MIPST-60332-GY to attach the Mounting Bar and peripherals on opposite sides of Sentry Post increasing available vertical space.

## KEYBOARD MOUNTING SOLUTIONS

### Keyboard Holders



Loosen knob to adjust  $\pm 90^\circ$  in  $15^\circ$  increments



Adjusts  $\pm 90^\circ$  in  $15^\circ$  increments

Wire Keyboard Holders: Mount to Laminated Worksurface. The pullout feature stores a keyboard out of the way, yet within easy reach. Users can tilt the keyboard up or down in  $15^\circ$  increments.

| Part Number    | Description                            | MSRP(\$) | Wt |
|----------------|--|----------|----|
| MILTS-75052-XX | Wire Keyboard Holder 2" drop, pull-out | 63       | 4  |

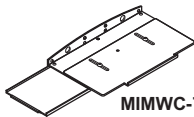
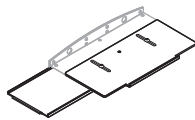
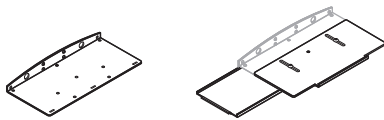
\* Dimensions are measured with Holder extended.

Adjustable Keyboard Tray Holders: Use with separately-ordered Keyboard/Mouse Trays (see below). Attach under Laminated Worksurface. The pull-out feature stores a keyboard/mouse out of the way, yet within easy reach. Users can tilt the keyboard up or down in  $15^\circ$  increments.

| Part Number    | Description  | MSRP(\$) | Wt |
|----------------|--|----------|----|
| MILTS-75054-XX | Adjustable Keyboard Tray Holder, 2.5" drop, pull-out | 63       | 4  |

\* Dimensions are measured with Holder extended.

### Keyboard/Mouse Trays and Accessories



MIMWC-77050-GY  
Keyboard Tray w/ Mouse Tray & Wrist Rest Assembly

MIMWC-85030-XX,  
Mouse Pad



MIMWC-99034-GY  
Mouse Pouch



Keyboard/Mouse Trays & Accessories: Use with Keyboard Tray Holders (see above).

| Part Number     | Description   | MSRP(\$) | Wt |
|-----------------|---|----------|----|
| MIMWC-77049-GY  | Keyboard Tray   | 43       | 2  |
| MIMWC-77050-GY  | Keyboard Tray w/ Sliding Mouse Tray & Wrist Rest Holder | 97       | 4  |
| MIMWC-85024-GY* | Sliding Mouse Tray & Wrist Rest Holder                  | 54       | 2  |
| MIACC-85044-XX  | Wrist Rest, gel teal blue; 18.5" x 3"                   | 26       | 1  |
| MIACC-85030-XX  | Mouse Pad 7" x 8"                                       | 11       | 1  |
| MIACC-99034-GY  | Mouse Pouch   | 8        | 1  |

\* MIMWC-85024-GY converts MIMWC-77049-GY into MIMWC-77050-GY.

Note: The Sliding Mouse Tray slides to either the right or the left, depending on user preference.

## ACCESSORIES

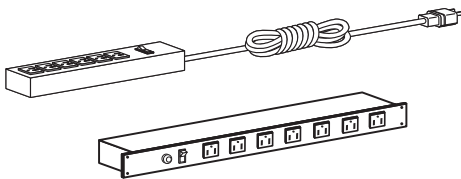
### Cable Management



Cable Management Channels are composed of rigid, non-conductive plastic. Channels readily adhere to the Sentry Post. To use Channels, simply snap open the cover, then route cables and snap the cover closed.

| Part Number    | Description                           | MSRP(\$) | Wt |
|----------------|---------------------------------------|----------|----|
| MIMWC-70006-GY | 6" Cable Management Channel, one      | 6        | 1  |
| MIMWC-70032-GY | 32" Cable Management Channel, one     | 32       | 2  |
| MIMWC-70036-GY | 6" Cable Management Channel, set of 6 | 36       | 2  |

### Power Strips & Surge Suppressors



Morrell Industries' Power Strips and Surge Suppressors attach directly to the Post. They feature sturdy aluminum housing and a 15-foot cord.

| Part Number      | Description                           | MSRP(\$) | Wt |
|------------------|---------------------------------------|----------|----|
| MIPWR-83112-XX*  | 7-outlet 12"; 15 amp Surge Suppressor | 78       | 6  |
| MIPWR-83001-XX   | 16-outlet 48"; 15 amp Power Strip     | 87       | 6  |
| MIPWR-83008-XX** | 10-outlet 48"; 20 amp Power Strip     | 160      | 4  |
| MIPWR-83125-XX   | 8-outlet 24"; 15 amp Power Strip      | 77       | 6  |

\* Includes two data jacks and modem/fax surge protection

\*\* Requires a 20 amp receptacle/outlet.