

<b>COMPONENTS</b>	<b>DESCRIPTION</b>	<b>MSRP</b>	<b>COMPONENTS</b>	<b>DESCRIPTION</b>	<b>MSRP</b>
<b>DuraFrame</b>					
MILTS-10087-xx	24"W x 77"H DuraFrame	377	MILTS-95013-xx	24"W Lockable Security Cabinet	473
MILTS-10088-xx	24"W x 84"H DuraFrame	397	MILTS-68121-xx	Mobile Pedestal File (File/File/Box)	485
			MILTS-68122-xx	Mobile Pedestal File (Box/Box)	485
<b>Legs (w/ Casters&amp;Glides)</b>					
MILTS-17040-xx	34"L Legs, pair	225	<b>Monitor Mounting</b>		
MILTS-17041-xx	6" Center Leg, for Dual Frame	40	MIFPA-45400-xx	Suspension Mount Flat Panel Arm	288
MILTS-72021-xx	Glides, set of 6	16	MILTS-42021-xx	Suspension Truck	52
MILTS-72008-xx	Glide, one	3	MILTS-60230-xx	Inside Frame Mount Bracket Kit	95
MILTS-72022-xx	Casters, set of 6	134	MILTS-60231-xx	Front Frame Mount Bracket Kit	104
MILTS-72003-xx	Caster, one	22	<b>Rack Mount Options</b>		
MILTS-60001-xx	Glide Mount Security Brackets	71	MILTS-60194-xx	19" Brackets (7"H)(for 24"W Frame)	66
MILTS-97058-xx	Caster Mount Security Brackets	81	MILTS-60195-xx	19" Ext Brackets (7"H)(for 24"W Frame)	98
<b>Worksurface/Underbracing</b>					
MILTS-55005-xx	24"W x 30"D Worksurface	130	<b>Cable Management</b>		
MILTS-55025-xx	24"W x 36"D Worksurface	164	MILTS-70069-xx	18"L Quik-Touch Cable Management	20
MILTS-55086-xx	48"W x 30"D Worksurface	217	MILTS-70068-xx	24"L Quik-Touch Cable Management	25
MILTS-55068-xx	48"W x 36"D Worksurface	246	MILTS-70067-xx	36"L Quik-Touch Cable Management	30
MILTS-65069-xx	Cantilever Bracing, Single Frame	229	MILTS-97004-xx	Worksurface Mounting Bracket (Pair)	36
MILTS-65070-xx	Cantilever Bracing, Dual Frame	275	MILTS-60267-xx	Frame Mounting Bracket (for 24" Frame)	57
MILTS-60530-xx	Side/Backstop, for 24"W Worksurface	124	<b>Keyboard/Laptop Solutions</b>		
<b>Storage Option</b>					
MILTS-50116-xx	24"W x 20"D Server Shelf	144	MILTS-75038-xx	Articulating Keyboard Arm (w/ lever)	155
MILTS-50169-xx	24"W x 27"D Deep Server Shelf	247	MILTS-77086-xx	Kybd/Mouse Tray (for MILTS-75038-xx)	101
MILTS-50119-xx	24"W x 12"D Peripheral Shelf	113	MILTS-75040-xx	Articulating Laptop Arm	238
MILTS-50088-xx	24"W x 20"D Tilt Server Shelf	234	MILTS-75052-xx	Wire Keyboard Holder (mounts to shelf)	63
MILTS-53075-xx	24"W x 18"D Suspension Shelf	268	MILTS-75054-xx	Adj Kybd Tray Holder (mounts to shelf)	63
			MILTS-77050-xx	Kybd Tray w/ Sliding Mouse & Wrist Rest	97
MILTS-50104-xx	48"W x 20"D Server Shelf	258	<b>Power/Accessories</b>		
MILTS-50122-xx	48"W x 12"D Peripheral Shelf (N/S)	185	MIPWR-83001-xx	16-outlet Power Strip (48"L)(15AMP)	87
MILTS-50089-xx	48"W x 20"D Tilt Server Shelf (N/S)	371	MIPWR-83112-xx	7-outlet surge suppressor (15AMP)	78
MILTS-53078-xx	48"W x 18"D Suspension Shelf	351	MIPWR-83125-xx	8-outlet power strip (24"L)(H-mount)	77
MILTS-60042-xx	Center Support Brace (for Dual Frame)	48	MIPWR-83615-RX	6-rear facing outlets (rack-mount brkts incl)	78
			MIPWR-83615-FX	6-front facing outlets (rack-mount brkts incl)	78
MILTS-60353-xx	Single side panel for (MILTS-50169-xx)	30	MILTS-82004-xx	24" Task Light (shelf mount)	134
MILTS-50138-xx	20"W x 6"D Shelf Ext (for 24"W Frame)	71	<b>Select Color Options:</b>		
MILTS-60135-xx	Shelf Backstop (for 24"W Frame)	124	PAINT	LAMINATE	Ex:
MILTS-50020-xx	24"W x 27"D Fixed Tower Holder	201	GY - Grey	GY - Grey Nebula	MILTS-55005-BK
MILTS-50021-xx	48"W x 27"D Fixed Tower Holder	256	BK - Black	BK - Black Marble	MILTS-65069-GY
MILTS-80065-xx	1 - 12" Pull-Out Tower Holder	247	Custom Paints and Laminates available upon request		
MILTS-80064-xx	1 - 18" Pull-Out Tower Holder	268	N/S - Non-Standard, minimum order quantities may apply		
MILTS-80073-xx	2 - 12" & 1 - 18" Pull-Out Tower Holder	604			
MILTS-60160-xx	12" L-Bracket/Slide (for p/o Tower)	69			
MILTS-60161-xx	18" L-Bracket/Slide (for p/o Tower)	76			
MILTS-70065-xx	Cable Routing Mgmt (for p/o Tower)	46			

**Assembly Number: MILTS-27214-GY**

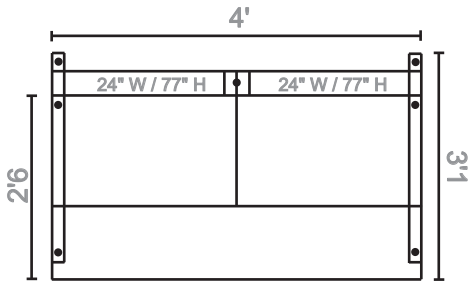
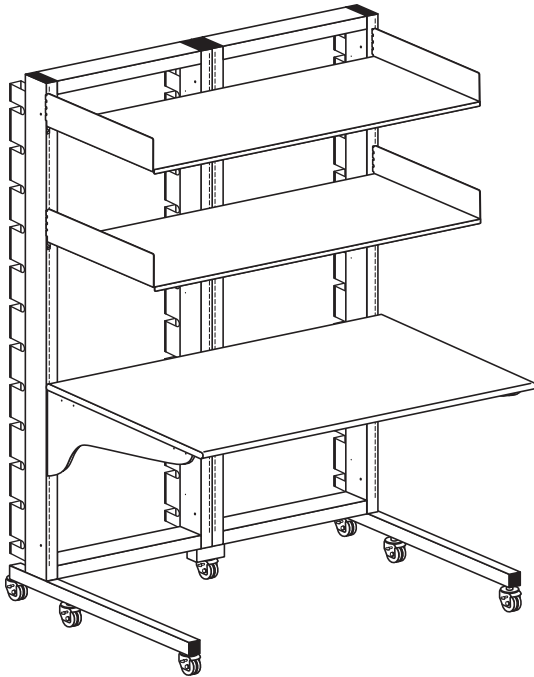
Dimensions: 48" W x 77 3/16" H x 37" D

Shipping Wt: 367

Weight Capacity: 3500 lbs

Color of Worksurface: Grey Nebula

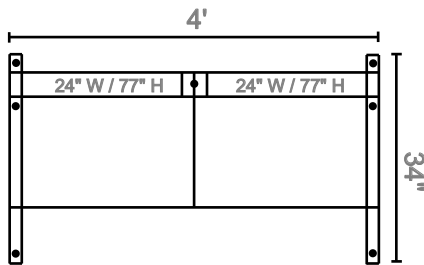
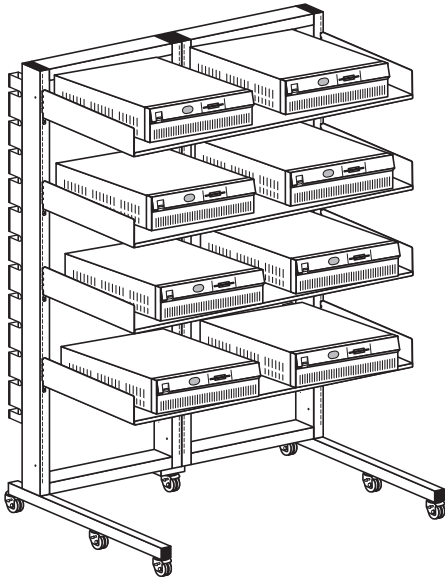
Color of DuraFrame: Grey



Qt	Parts	Description	MSRP	Ext
2	MILTS-10087-GY	24"W x 77"H Duraframe	377	754
1	MILTS-17040-GY	34"L Legs, pair	225	225
1	MILTS-17041-GY	Center Leg, for Dual Frame	40	40
1	MILTS-72022-XX	Casters, set of 6	134	134
1	MILTS-72003-XX	Caster, one	22	22
1	MILTS-55086-GY	48"W x 30"D Worksurface	217	217
1	MILTS-65070-GY	Cantilever Bracing, Dual Frame	275	275
2	MILTS-50104-GY	48"W x 20"D Server Shelf	258	516
6	MILTS-70067-GY	36"L Quik-Touch Cable Management	30	180
4	MILTS-70069-GY	18"L Quik-Touch Cable Management	25	100
1	MIPWR-83112-XX	Surge Suppressor - 7 outlet	78	78
<b>Total:</b>			<b>2541</b>	

**Product Highlights**

- Up to 4,500 lbs (2,043 kg) weight capacity keeps equipment safe
- Organize your equipment and tools for convenient access
- Easy assembly and modularity allows you to add additional units to create multiple workstations
- Front and Rear mounting slots allow component adjustability in 1- inch increments on both sides of frame
- Server shelves easily hold up to 500 pounds of equipment.
- Lockable casters enable quick system relocation
- All frame-mounted components have safety lock features
- Patented Quik-Touch cable management system, individually hinged sections to provide one-touch access.
- Rugged, durable construction and an Industry-leading warranty



**Assembly Number: MILTS-27481-GY**

Dimensions: 48"W x 77 3/16"H x 34"D

Shipping Wt: 384

Weight Capacity: 1250 lbs

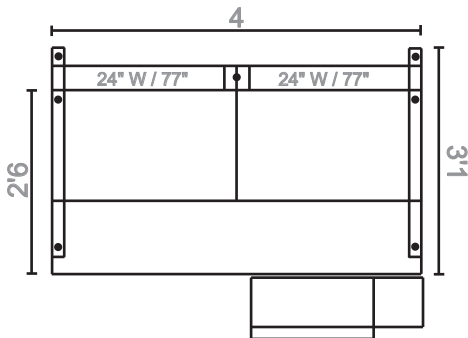
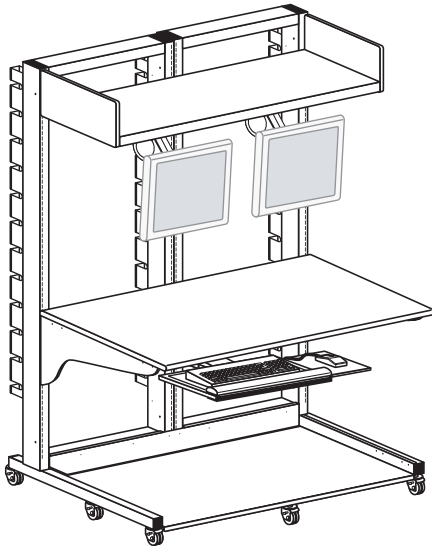
Color of Worksurface: None

Color of DuraFrame: Grey

Qt	Parts	Description	MSRP	Ext
2	MILTS-10087-GY	24"W x 77"H Duraframe	377	754
1	MILTS-17040-GY	34"L Legs, pair	225	225
1	MILTS-17041-GY	Center Leg, for Dual Frame	40	40
1	MILTS-72022-XX	Casters, set of 6	134	134
1	MILTS-72003-XX	Caster, one	22	22
4	MILTS-50104-GY	48"W x 20"D Server Shelf	258	1032
6	MILTS-70067-GY	36"L Quik-Touch Cable Management	30	180
4	MILTS-70069-GY	18"L Quik-Touch Cable Management	20	80
1	MIPWR-83112-XX	Surge Suppressor - 7 outlet	78	78
<b>Total:</b>			<b>2545</b>	

**Product Highlights**

- Up to 4,500 lbs (2,043 kg) weight capacity keeps equipment safe
- Organize your equipment and tools for convenient access
- Easy assembly and modularity allows you to add additional units to create multiple workstations
- Front and Rear mounting slots allow component adjustability in 1- inch increments on both sides of frame
- Server shelves easily hold up to 500 pounds of equipment.
- Lockable casters enable quick system relocation
- All frame-mounted components have safety lock features
- Patented Quik-Touch cable management system, individually hinged sections to provide one-touch access.
- Rugged, durable construction and an Industry-leading warranty



**Assembly Number: MILTS-27482-GY**

Dimensions: 48"W x 77 3/16"H x 37"D

Shipping Wt: 447

Weight Capacity: 3500 lbs

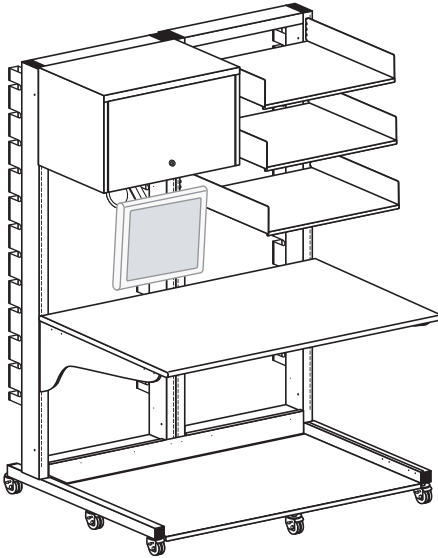
Color of Worksurface: Grey Nebula

Color of DuraFrame: Grey

Qt	Parts	Description	MSRP	Ext
2	MILTS-10087-GY	24"W x 77"H Duraframe	377	754
1	MILTS-17040-GY	34"L Legs, pair	225	225
1	MILTS-17041-GY	Center Leg, for Dual Frame	40	40
1	MILTS-72022-XX	Casters, set of 6	134	134
2	MILTS-72003-XX	Caster, one	22	44
1	MILTS-55086-GY	48"W x 30"D Worksurface	217	217
1	MILTS-65070-GY	Cantilever Bracing, Dual Frame	275	275
1	MILTS-75038-BK	Articulating Keyboard Arm (w/lever)	155	155
1	MILTS-77086-BK	Kybd/Mouse Tray (for MILTS-75038)	101	101
1	MILTS-53078-GY	48"W x 18"D Suspension Shelf	351	351
2	MIFPA-45400-GY	Suspension Mount Flat Panel Arm	288	576
2	MILTS-42021-GY	Suspension Truck (for MIFPA-45400)	54	108
1	MILTS-50021-GY	48"W x 27"D Fixed Tower Holder	256	256
6	MILTS-70067-GY	36"L Quik-Touch Cable Management	30	180
4	MILTS-70069-GY	18"L Quik-Touch Cable Management	20	80
1	MIPWR-83112-XX	Surge Suppressor - 7 outlet	78	78
<b>Total:</b>			<b>3574</b>	

**Product Highlights**

- Suspended flat panel monitor allows easy adjustment by operator
- Fixed tower shelf mounts on legs to provide sturdy heavy duty storage off the floor
- Articulating rotating keyboard arm with mouse tray increases ergonomic comfort
- Organize your equipment and tools for convenient access
- Easy assembly and modularity allows you to add additional units to create multiple workstations
- Front and Rear mounting slots allow component adjustability in 1- inch increments on both sides of frame
- Server shelves easily hold up to 500 pounds of equipment.
- Lockable casters enable quick system relocation
- All frame-mounted components have safety lock features
- Patented Quik-Touch cable management system, individually hinged sections to provide one-touch access.
- Rugged, durable construction and an Industry-leading warranty



**Assembly Number: MILTS-27483-GY**

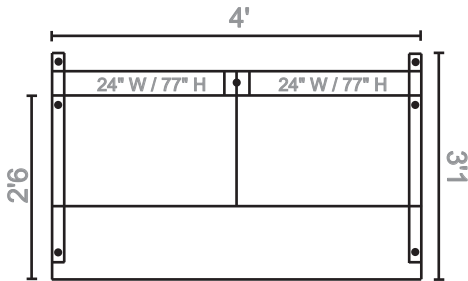
Dimensions: 48"W x 77 3/16"H x 37"D

Shipping Wt: 547

Weight Capacity: 3500 lbs

Color of Worksurface: Grey Nebula

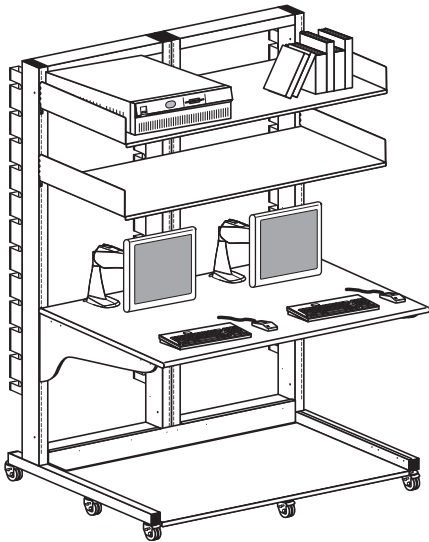
Color of DuraFrame: Grey



Qt	Parts	Description	MSRP	Ext
2	MILTS-10087-GY	24"W x 77"H Duraframe	377	754
1	MILTS-17040-GY	34"L Legs, pair	225	225
1	MILTS-17041-GY	Center Leg, for Dual Frame	40	40
1	MILTS-72022-XX	Casters, set of 6	134	134
2	MILTS-72003-XX	Caster, one	22	44
1	MILTS-55086-GY	48"W x 30"D Worksurface	217	217
1	MILTS-65070-GY	Cantilever Bracing, Dual Frame	275	275
1	MILTS-95013-GY	24"W Lockable Security Cabinet	473	473
1	MIFPA-45400-GY	Suspension Mount Flat Panel Arm	288	288
1	MILTS-42021-GY	Suspension Truck (for MIFPA-45400)	54	54
3	MILTS-50116-GY	24"W x 20"D Server Shelf	144	432
1	MILTS-50021-GY	48"W x 27"D Fixed Tower Holder	256	256
6	MILTS-70067-GY	36"L Quik-Touch Cable Management	30	180
4	MILTS-70069-GY	18"L Quik-Touch Cable Management	20	80
1	MIPWR-83112-XX	Surge Suppressor - 7 outlet	78	78
<b>Total:</b>			<b>3530</b>	

**Product Highlights**

- Suspended flat panel monitor allows easy adjustment by operator
- Fixed tower shelf mounts on legs to provide sturdy heavy duty storage off the floor
- Lockable cabinets provide security for storage
- Up to 4,500 lbs (2,043 kg) weight capacity keeps equipment safe
- Organize your equipment and tools for convenient access
- Easy assembly and modularity allows you to add additional units to create multiple workstations
- Front and Rear mounting slots allow component adjustability in 1- inch increments on both sides of frame
- Server shelves easily hold up to 500 pounds of equipment.
- Lockable casters enable quick system relocation
- All frame-mounted components have safety lock features
- Patented Quik-Touch cable management system, individually hinged sections to provide one-touch access.
- Rugged, durable construction and an Industry-leading warranty



**Assembly Number: MILTS-27484-GY**

Dimensions: 48" W x 77 3/16" H x 37" D

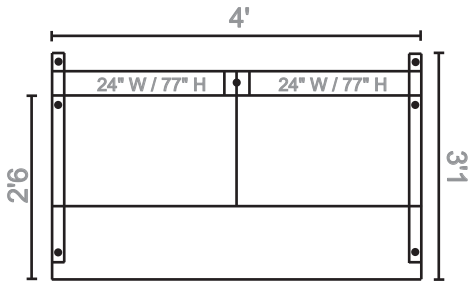
Shipping Wt: 473

Weight Capacity: 3500 lbs

Color of Worksurface: Grey Nebula

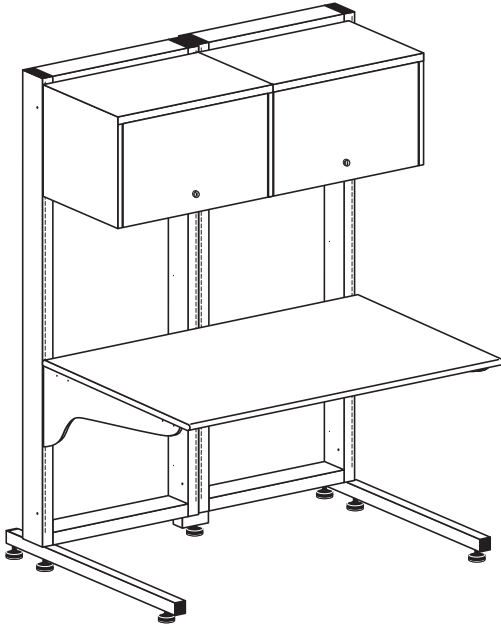
Color of DuraFrame: Grey

Qt	Parts	Description	MSRP	Ext
2	MILTS-10087-GY	24"W x 77"H Duraframe	377	754
1	MILTS-17040-GY	34"L Legs, pair	225	225
1	MILTS-17041-GY	Center Leg, for Dual Frame	40	40
1	MILTS-72022-XX	Casters, set of 6	134	134
2	MILTS-72003-XX	Caster, one	22	44
1	MILTS-55086-GY	48"W x 30"D Worksurface	217	217
1	MILTS-65070-GY	Cantilever Bracing, Dual Frame	275	275
2	MILTS-50104-GY	48"W x 20"D Server Shelf	258	516
2	MIFPA-45601-GY	Desk Mount Flat Panel Arm w/ Ext	288	576
1	MILTS-50021-GY	48"W x 27"D Fixed Tower Holder	256	256
6	MILTS-70067-GY	36"L Quik-Touch Cable Management	30	180
4	MILTS-70069-GY	18"L Quik-Touch Cable Management	20	80
1	MIPWR-83112-XX	Surge Suppressor - 7 outlet	78	78
<b>Total:</b>			<b>3375</b>	<b>3375</b>



**Product Highlights**

- Desk mount flat panel arm provides easy adjustability and access to a cleaner worksurface
- Fixed tower shelf mounts on legs to provide sturdy heavy duty storage off the floor
- Up to 4,500 lbs (2,043 kg) weight capacity keeps equipment safe
- Organize your equipment and tools for convenient access
- Easy assembly and modularity allows you to add additional units to create multiple workstations
- Front and Rear mounting slots allow component adjustability in 1- inch increments on both sides of frame
- Server shelves easily hold up to 500 pounds of equipment.
- Lockable casters enable quick system relocation
- All frame-mounted components have safety lock features
- Patented Quik-Touch cable management system, individually hinged sections to provide one-touch access.
- Rugged, durable construction and an Industry-leading warranty



**Assembly Number: MILTS-27485-GY**

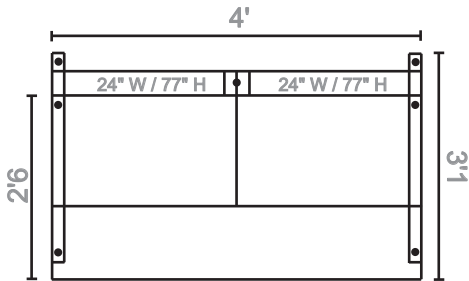
Dimensions: 48" W x 77 3/16" H x 37" D

Shipping Wt: 364

Weight Capacity: 1250 lbs

Color of Worksurface: Grey Nebula

Color of DuraFrame: Grey



Qt	Parts	Description	MSRP	Ext
2	MILTS-10087-GY	24"W x 77"H Duraframe	377	754
1	MILTS-17040-GY	34"L Legs, pair	225	225
1	MILTS-17041-GY	Center Leg, for Dual Frame	40	40
1	MILTS-72021-XX	Glides, set of 6	16	16
1	MILTS-72008-XX	Glide, one	3	3
2	MILTS-60001-GY	Glide Mount Security Brackets	71	142
1	MILTS-55086-GY	48"W x 30"D Worksurface	217	217
1	MILTS-65070-GY	Cantilever Bracing, Dual Frame	275	275
2	MILTS-95013-GY	24"W Lockable Security Cabinet	473	946
<b>Total:</b>			<b>2618</b>	

**Product Highlights**

- Up to 4,500 lbs (2,043 kg) weight capacity keeps equipment safe
- Lockable cabinets provide security for storage
- Organize your equipment and tools for convenient access
- Easy assembly and modularity allows you to add additional units to create multiple workstations
- Front and Rear mounting slots allow component adjustability in 1- inch increments on both sides of frame
- Server shelves easily hold up to 500 pounds of equipment.
- Lockable casters enable quick system relocation
- All frame-mounted components have safety lock features
- Patented Quik-Touch cable management system, individually hinged sections to provide one-touch access.
- Rugged, durable construction and an Industry-leading warranty